

**REPORT ON STUDENT SURVEY RESULTS
ON COURSES AND LECTURER'S TEACHING ACTIVITIES
ACADEMIC YEAR 2024-2025**

I. OVERVIEW

1. Survey Purpose

The survey aims to collect students' feedback on courses and lecturers' teaching activities. The results serve as a basis for lecturers to enhance their teaching practices, continue promoting strengths, address shortcomings, and ultimately improve the overall teaching quality of the University.

2. Survey Participant

Full-time students who registered for courses in the 2024–2025 academic year.

3. Survey Type and Time

Students participated in the survey using one of the following two methods:

- Method 1: Log in to the website <https://hoasen.edu.vn> → HSU → Online Feedback
- Method 2: Download the Hoa Sen App → Select *Course Evaluation*

Survey period: Semester 1 and Semester 2 of the 2024–2025 academic year.

4. Survey Method

The survey consists of two categories:

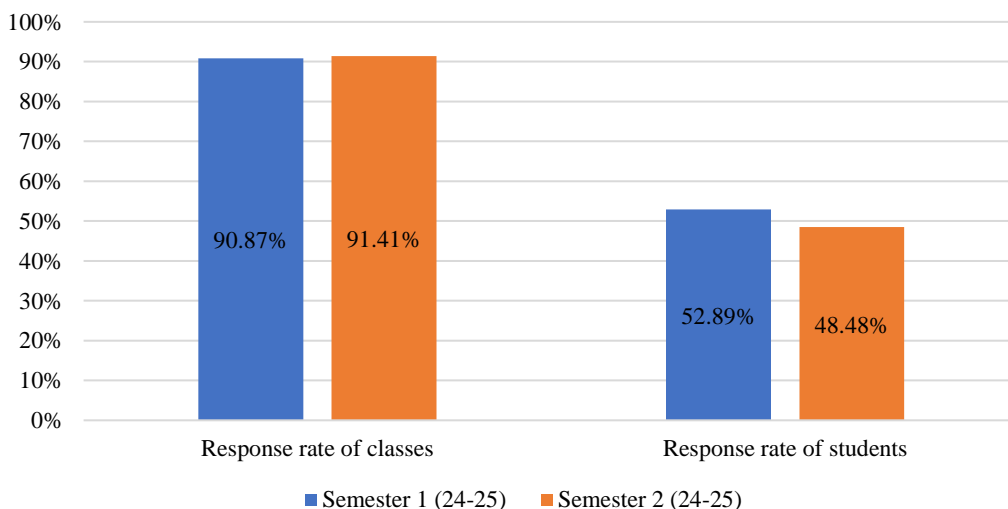
1. Course content and teaching materials
2. Lecturers' teaching activities

The survey uses a 5-point Likert scale, ranging from 1 (lowest) to 5 (highest).

II. SURVEY RESULTS

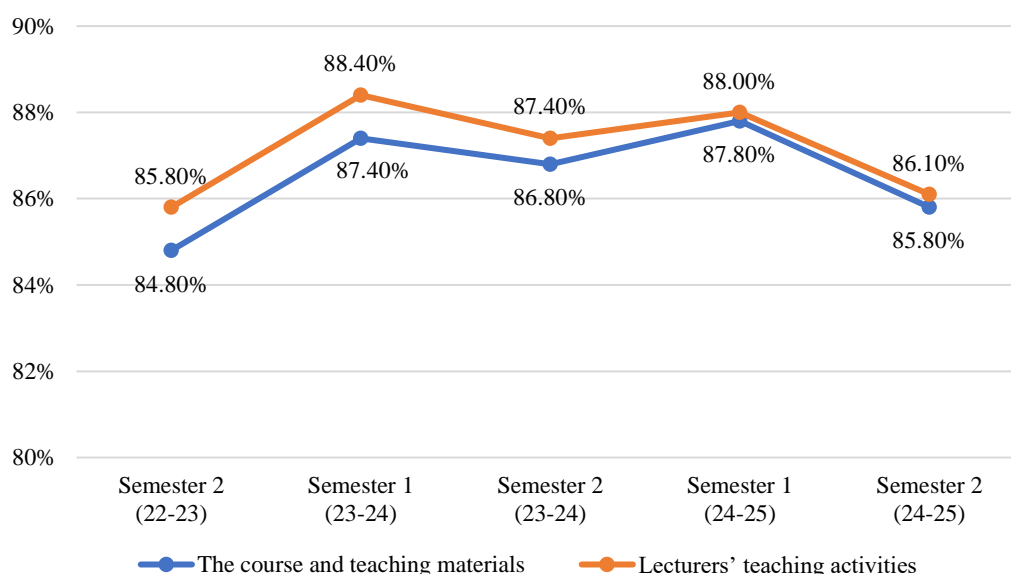
1. Overall Results

Figure 1. Survey response rates across the University



- Semester 1: 90.87% of classes and 52.89% of students participated in the survey.
- Semester 2: 91.41% of classes and 48.48% of students participated in the survey.

Figure 2. Survey results on courses and lecturers' teaching activities across the University over the past five semesters



The survey results for Semester 2 (2024-2025) show a slight decrease compared to the previous semesters. Specifically, the percentage of students satisfied with the course and teaching materials reached 85.8%, while satisfaction with lecturers' teaching activities reached 86.1%.

2. Survey Results by Division

Overall, students' feedback indicates only minor differences among divisions. Both categories—the course and teaching materials, as well as lecturers' teaching activities—were generally rated at a very good level (see Table 1).

Table 1. Survey results by faculty/center/program

Division	The course and teaching materials		Lecturers' teaching activities	
	SEM 1 (24-25)	SEM 2 (24-25)	SEM 1 (24-25)	SEM 2 (24-25)
Hoa Sen University	87.80%	85.80%	88.00%	86.20%
Faculty of Information Technology	88.60%	80.20%	87.20%	80.60%
Faculty of Hospitality	90.20%	88.40%	91.20%	88.60%
Faculty of Economics - Management	87.80%	91.20%	88.40%	90.80%
Faculty of Logistics - International Trade	89.80%	85.40%	90.40%	85.40%
Faculty of Law - Psychology	90.40%	87.20%	90.80%	85.80%
Faculty of Marketing - Communications	86.00%	83.00%	87.00%	83.60%
Faculty of International Languages - Cultures	89.40%	87.80%	89.80%	88.00%
Faculty of Finance - Banking	88.20%	90.40%	88.80%	90.60%

Faculty of Design - Arts	86.60%	83.20%	88.20%	84.00%
Sport Centers	89.00%	86.80%	89.80%	88.20%
Liberal Arts Program	85.80%	85.80%	86.60%	85.80%

**SEM: Semester*

Figure 3: Survey Results on the course and teaching materials by faculty/center/program

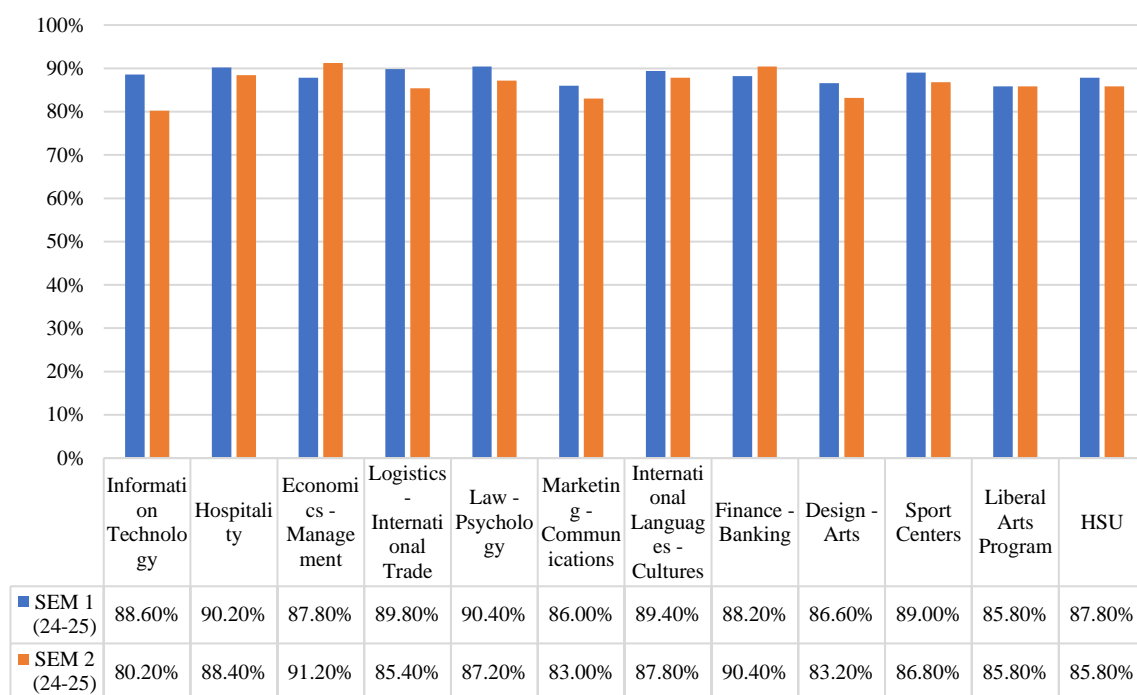


Figure 4. Survey results on lecturers' teaching activities by faculty/center/program

